



# GS100 GREEN CONCRETE EARLY ENTRY SAW

BY  **GorillaConcreteTools**


- Patent Pending High-Efficiency Dust Box with Blade Sight Window
- Front and Rear Pointers for Cut Accuracy
- Lightweight for easy Loading & Unloading
- Ergonomic Handle
- Integrated Wrench Holder
- Great for Same Day or Next Day Cutting
- Made in USA

Blade Capacity	8"
Weight	108lbs
Arbor Size	7/8"
Cutting Depth	Up to 2"
Frame Construction	Powder Coated Steel
Vacuum Requirements	250 CFM with 2" Dust Port
Motor	Honda GX200 (5.5HP)





# EARLY ENTRY PRODUCTS



Z100

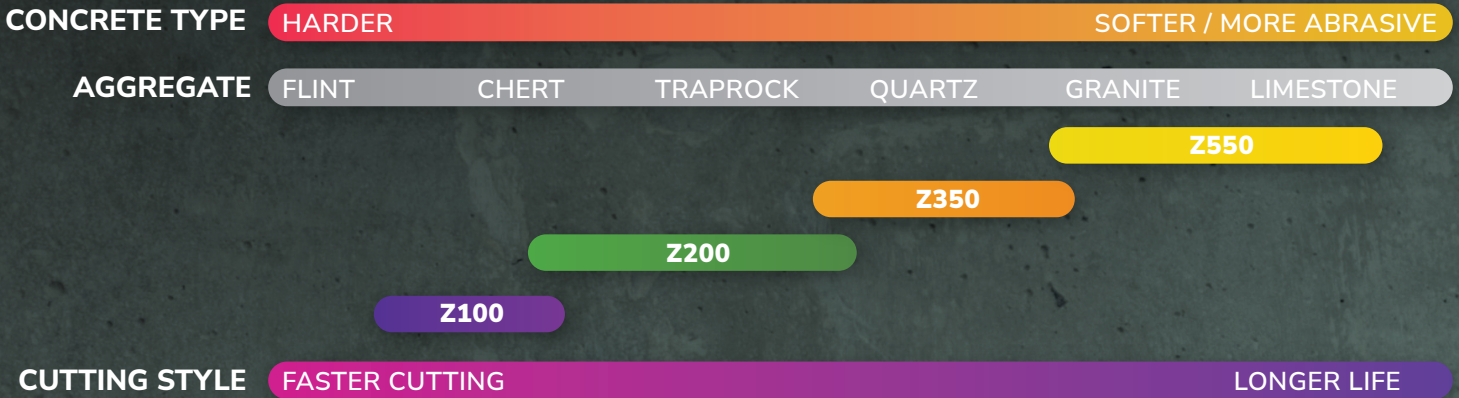
Z200

Z350

Z550

## ZENESIS™ EARLY ENTRY BLADES

- ZENESIS™ Patterned Diamond Technology
- 10mm (.394") Segment Height
- Available Sizes 5"-14"




## ADDITIONAL EARLY ENTRY BLADES/ACCESSORIES

### ZENESIS EXTREME GREEN



- 12mm (.472") Segment Height
- Available Sizes 5"-14"

### X300



- 12mm (.472") Segment Height
- Available Sizes 5"-14"

### ZENESIS NEXT DAY BLADE



- 12mm (.472") Segment Height
- Available Sizes 5"-14"

### SKID PLATES



- Available Skid Plates for Blade Sizes 6"-14"